

Please check the examination details below before entering your candidate information

Candidate surname					Other names				
Centre Number					Candidate Number				
<input type="text"/>	<input type="text"/>	<input type="text"/>	<input type="text"/>	<input type="text"/>	<input type="text"/>	<input type="text"/>	<input type="text"/>	<input type="text"/>	<input type="text"/>

Pearson Edexcel International GCSE (9–1)

Time 2 hours

Paper reference **4CH1/1C 4SD0/1C**

Chemistry

UNIT: 4CH1

Science (Double Award) 4SD0

PAPER: 1C

You must have: Calculator, ruler	Total Marks
--	-------------

Instructions

- Use **black** ink or ball-point pen.
- **Fill in the boxes** at the top of this page with your name, centre number and candidate number.
- Answer **all** questions.
- Answer the questions in the spaces provided
– *there may be more space than you need.*
- Show all the steps in any calculations and state the units.

Information

- The total mark for this paper is 110.
- The marks for **each** question are shown in brackets
– *use this as a guide as to how much time to spend on each question.*

Advice

- Read each question carefully before you start to answer it.
- Write your answers neatly and in good English.
- Try to answer every question.
- Check your answers if you have time at the end.

Turn over ►

P70945A

©2022 Pearson Education Ltd.

Q:1/1/1/

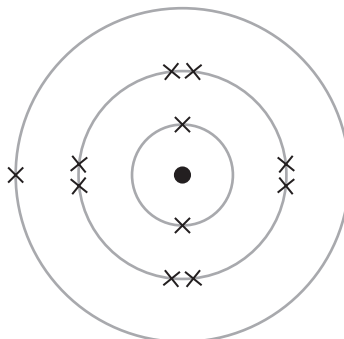



Pearson

Answer ALL questions.

Some questions must be answered with a cross . If you change your mind about an answer, put a line through the box and then mark your new answer with a cross .

- 1 The diagram shows the electronic configuration of an atom of an element.



- (a) Name the part of the atom that contains the protons and neutrons. (1)

- (b) Give the number of protons in this atom. (1)

- (c) Give the number of the group that contains this element. (1)

- (d) Give the number of the period that contains this element. (1)

- (e) Give the charge on the ion formed from this atom. (1)

(Total for Question 1 = 5 marks)

DO NOT WRITE IN THIS AREA

DO NOT WRITE IN THIS AREA

DO NOT WRITE IN THIS AREA



2 (a) The box shows some changes of state.

boiling	condensation	evaporation
freezing	melting	sublimation

The table lists some physical changes.

Complete the table using words from the box to show the change of state for each physical change.

(4)

Physical change	Change of state
water to ice	
steam to water	
solid wax to liquid wax	
iodine crystals to iodine vapour	

(b) A student plans to obtain salt crystals from a mixture of salt and sand.

The student adds pure water to the mixture to dissolve the salt.

(i) State two things the student could do to make the salt dissolve quickly.

(2)

1

2

(ii) State what the student should do next to separate the sand from the salt solution.

(1)

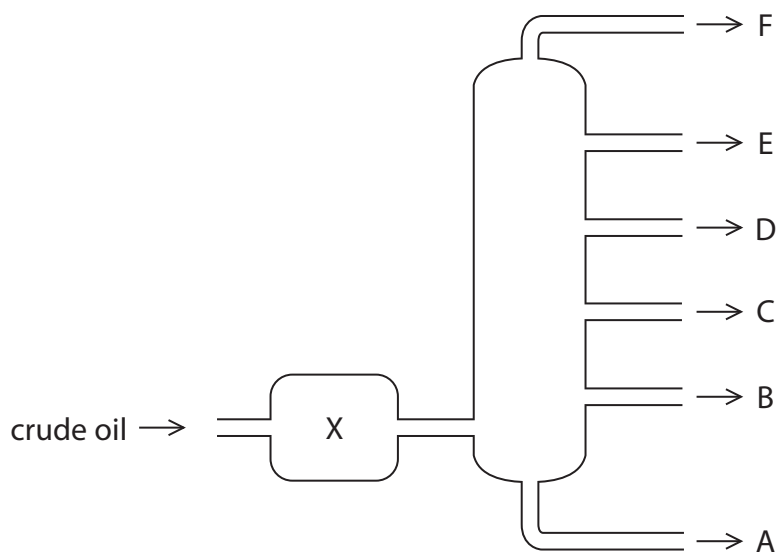
.....

.....



3 Crude oil is an important source of organic compounds.

(a) The diagram shows how crude oil can be separated into fractions by fractional distillation.



(i) State what happens to the crude oil when it is in X.

(1)

(ii) Give the name of fraction E.

(1)

(iii) Give a use for fraction A.

(1)

DO NOT WRITE IN THIS AREA

DO NOT WRITE IN THIS AREA

DO NOT WRITE IN THIS AREA



(b) One of the compounds in fraction D is tridecane ($C_{13}H_{28}$) which can be cracked to form shorter-chain hydrocarbons.


(i) State the catalyst and temperature used in this cracking reaction.

(2)

catalyst

temperature

(ii) The equation shows an example of a catalytic cracking reaction.



Give two reasons why this reaction is important.

(2)

1

2

(c) Sulfur is an impurity in crude oil.

Explain why this is a problem for the environment.

(3)

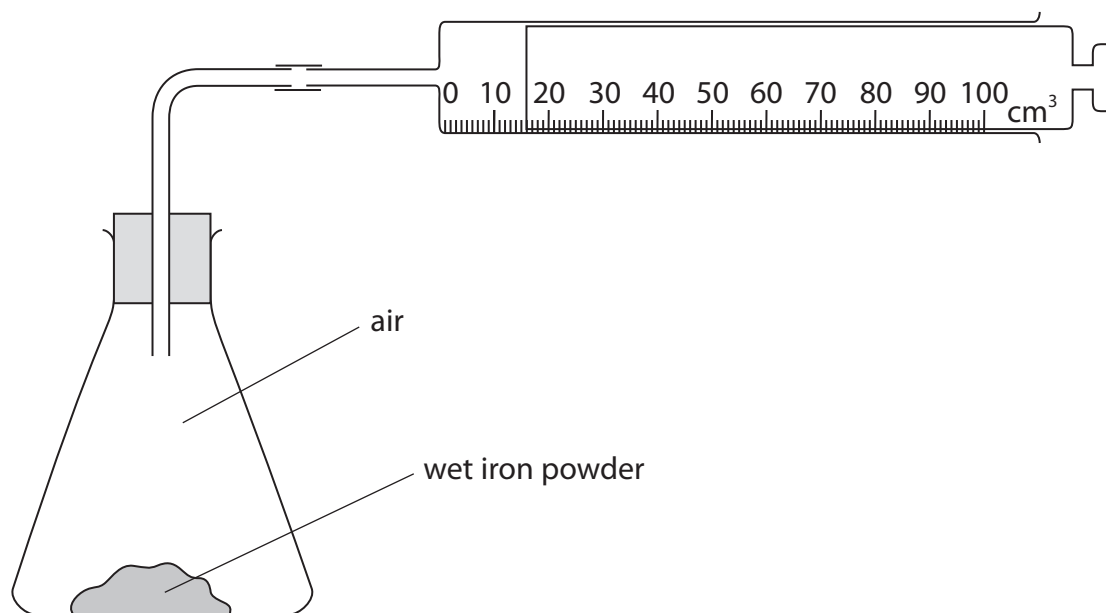
(Total for Question 3 = 10 marks)



P 7 0 9 4 5 A 0 7 2 8

- 4 A student uses the reaction between iron and oxygen to find the percentage of oxygen in air.

The diagram shows the apparatus the student uses.



- (a) (i) State why the iron powder needs to be wet.

(1)

- (ii) State the colour of the compound formed in the reaction between iron and oxygen.

(1)

- (iii) Give the formula of the compound formed.

(1)

- (iv) Explain the advantage of using iron powder rather than pieces of iron.

(2)



(b) The syringe in the diagram shows the reading at the end of the experiment.

Complete table 1 to show the readings on the syringe.

Give both values to the nearest 1 cm^3 .

(2)

syringe reading at start	
syringe reading at end	
change in volume in cm^3	65

Table 1

(c) The student repeats the experiment and obtains a different set of results.

Table 2 shows these results.

volume of air in conical flask and glass tube in cm^3	260
syringe reading at start	90
syringe reading at end	22

Table 2

Use the results from table 2 to calculate the percentage by volume of oxygen in the air.

(3)

percentage by volume of oxygen in air = %

(Total for Question 4 = 10 marks)

DO NOT WRITE IN THIS AREA

DO NOT WRITE IN THIS AREA

DO NOT WRITE IN THIS AREA



5 This question is about alkanes and alkenes.

(a) The alkane C_5H_{12} has three isomers.

(i) State what is meant by the term **isomers**.

(2)

.....

.....

.....

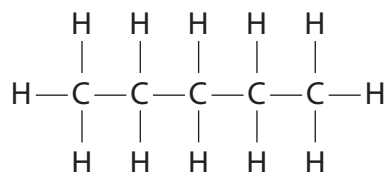
.....

(ii) Calculate the relative formula mass (M_r) of C_5H_{12}

(1)

M_r of C_5H_{12} =

(iii) This is the displayed formula of one of the isomers.



Give the name of this isomer.

(1)

.....

(iv) Draw the displayed formulae of the other two isomers.

(2)

Isomer 1	Isomer 2

DO NOT WRITE IN THIS AREA

DO NOT WRITE IN THIS AREA

DO NOT WRITE IN THIS AREA



DO NOT WRITE IN THIS AREA

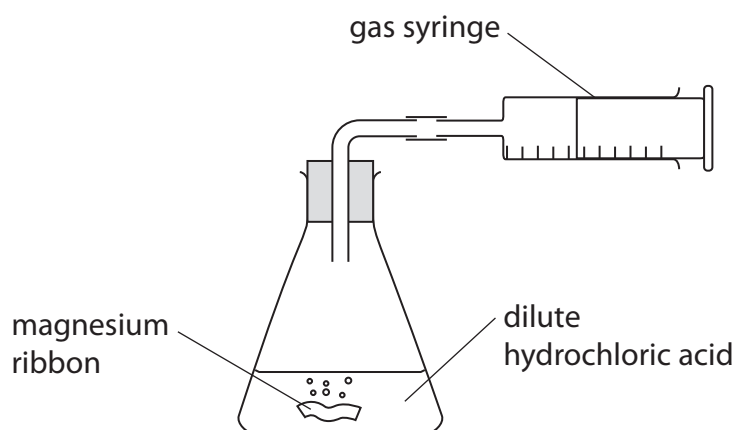
DO NOT WRITE IN THIS AREA

DO NOT WRITE IN THIS AREA

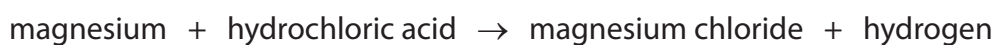
BLANK PAGE



- 6 A student uses this apparatus to investigate the reaction between magnesium and dilute hydrochloric acid.



- (a) The word equation for the reaction is



- (i) Complete the chemical equation for this reaction.

(1)



- (ii) Give the test for hydrogen.

(1)

- (iii) The student uses 0.090 g of magnesium and 0.025 mol of hydrochloric acid.

Show by calculation that the hydrochloric acid is in excess.

(2)

DO NOT WRITE IN THIS AREA

DO NOT WRITE IN THIS AREA

DO NOT WRITE IN THIS AREA



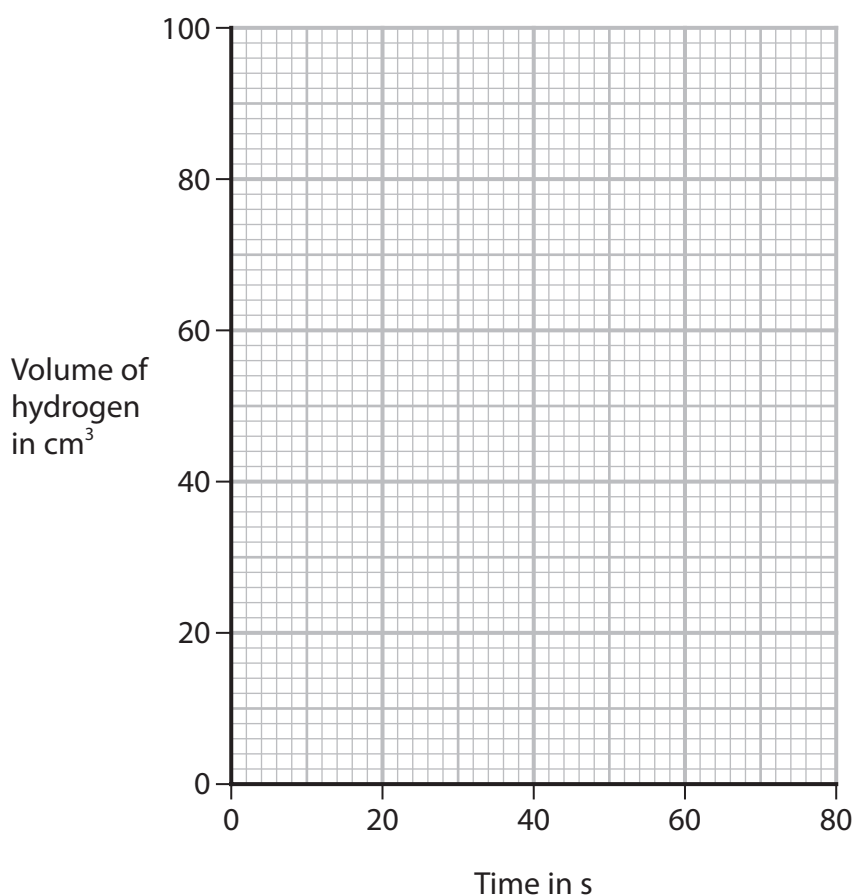
P 7 0 9 4 5 A 0 1 3 2 8

- (b) The student measures the volume of hydrogen collected at regular intervals until the reaction stops.

The table shows the student's results.

Time in s	0	15	30	45	60	75
Volume of hydrogen in cm³	0	40	68	80	88	88

- (i) Plot the student's results. (1)
- (ii) Draw a curve of best fit. (1)



- (iii) Determine the volume of hydrogen collected in the first 10 seconds.

Show on the graph how you obtained your answer.

(2)

volume of hydrogen = cm³



(iv) Explain why the rate of reaction is greatest at the start of the reaction.

(2)

DO NOT WRITE IN THIS AREA

DO NOT WRITE IN THIS AREA

DO NOT WRITE IN THIS AREA

(c) The student repeats the experiment at a temperature 5°C higher than the original temperature.

All other conditions are kept the same.

(i) On the grid, draw the curve you would expect the student to obtain.

(2)

(ii) Explain, in terms of particle collision theory, how increasing the temperature affects the rate of reaction.

(3)

DO NOT WRITE IN THIS AREA

DO NOT WRITE IN THIS AREA

DO NOT WRITE IN THIS AREA

(Total for Question 6 = 15 marks)



7 This question is about copper and copper compounds.

(a) A sample of copper contains two isotopes.

- Cu-63 with relative abundance 69.5%
- Cu-65 with relative abundance 30.5%

(i) State what is meant by the term **isotopes**.

(2)

.....

.....

.....

.....

(ii) Calculate the relative atomic mass (A_r) of this sample of copper.

Give your answer to three significant figures.

(3)

A_r of copper =

DO NOT WRITE IN THIS AREA

DO NOT WRITE IN THIS AREA

DO NOT WRITE IN THIS AREA



(b) When copper(II) carbonate is heated, copper(II) oxide and carbon dioxide are formed.

(i) What is the name of this type of reaction?

(1)

- A decomposition
- B neutralisation
- C oxidation
- D reduction

(ii) Which colour change occurs during this reaction?

(1)

- A blue to black
- B blue to white
- C green to black
- D green to orange

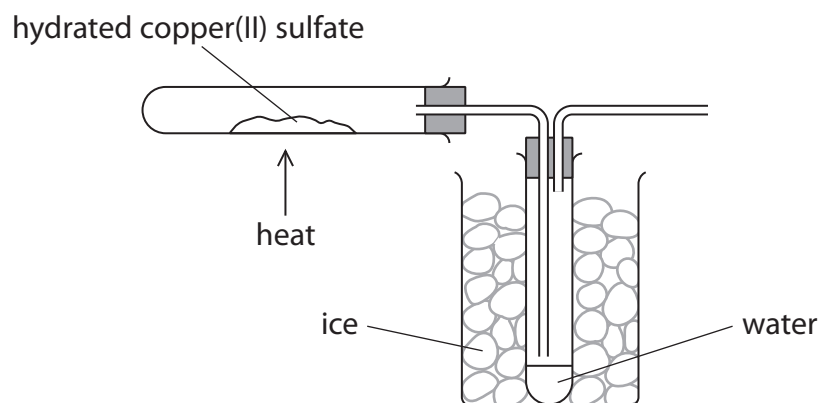
DO NOT WRITE IN THIS AREA

DO NOT WRITE IN THIS AREA

DO NOT WRITE IN THIS AREA



(c) A student uses this apparatus to find the value of x in the formula $\text{CuSO}_4 \cdot x\text{H}_2\text{O}$



This is the student's method.

- find the mass of an empty boiling tube
- add hydrated copper(II) sulfate to the tube and record the new mass
- heat the hydrated copper(II) sulfate until it changes colour
- allow the tube to cool and record the mass again



The table shows the student's results.

mass of empty tube in g	20.52
mass of tube and $\text{CuSO}_4 \cdot x\text{H}_2\text{O}$ in g	31.77
mass of tube and CuSO_4 in g	28.20

(i) Calculate the mass of CuSO_4 formed.

(1)

mass of CuSO_4 = g

(ii) Calculate the mass of water formed.

(1)

mass of water = g

(iii) Show that the value of x is approximately 4

$[M_r \text{ of } \text{CuSO}_4 = 159.5 \quad M_r \text{ of } \text{H}_2\text{O} = 18]$

(3)

(iv) The actual value of x is 5

Give a reason why the calculated value of x is lower than the actual value.

(1)

(Total for Question 7 = 13 marks)



P 7 0 9 4 5 A 0 1 9 2 8

9 This question is about the oxides of lead.

(a) Yellow lead oxide (PbO) can be reacted with hydrogen to produce lead.

(i) Complete the equation for the reaction by adding the missing state symbols.

(1)



(ii) What is the charge on the lead ion in PbO?

(1)

A 1–

B 1+

C 2–

D 2+

(iii) Explain why the reaction of yellow lead oxide with hydrogen is a redox reaction.

(2)

.....

.....

.....

.....

(iv) Describe a physical test to show that the water produced in this reaction is pure.

(2)

.....

.....

.....

.....

DO NOT WRITE IN THIS AREA

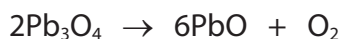
DO NOT WRITE IN THIS AREA

DO NOT WRITE IN THIS AREA



(b) When red lead oxide (Pb_3O_4) is heated, yellow lead oxide forms.

The equation for the reaction is



A scientist heats a known mass of red lead oxide in a crucible in a fume cupboard.

The scientist leaves the crucible to cool, then records the total mass of the crucible and its contents.

(i) Describe what the scientist should do next to make sure that all the red lead oxide has reacted.

(2)

.....

.....

.....

.....

(ii) The red lead oxide used in the reaction has a mass of 5.48 g.

Calculate the maximum mass of yellow lead oxide that could form.

[M_r of $\text{Pb}_3\text{O}_4 = 685$ M_r of $\text{PbO} = 223$]

(3)

maximum mass of $\text{PbO} = \dots\dots\dots$ g

(Total for Question 9 = 11 marks)

DO NOT WRITE IN THIS AREA

DO NOT WRITE IN THIS AREA

DO NOT WRITE IN THIS AREA



10 This question is about ammonia and ammonium compounds.

(a) Ammonia (NH_3) is a simple covalent molecule.

Draw a dot-and-cross diagram to show the bonding in a molecule of ammonia.

(2)

DO NOT WRITE IN THIS AREA

DO NOT WRITE IN THIS AREA

DO NOT WRITE IN THIS AREA

(b) The table shows the names and formulae of some ammonium compounds.

Name	ammonium sulfate		ammonium carbonate
Formula	$(\text{NH}_4)_2\text{SO}_4$	NH_4Cl	

(i) Complete the table by giving the missing information.

(2)



(ii) When ammonia reacts with sulfuric acid, ammonium sulfate is formed.

Write a chemical equation for this reaction.

(1)

(iii) Describe a test for ammonium ions.

(3)

DO NOT WRITE IN THIS AREA

DO NOT WRITE IN THIS AREA

DO NOT WRITE IN THIS AREA



P 7 0 9 4 5 A 0 2 5 2 8

(c) The table gives some information about ammonia and ammonium compounds.

Name	Formula	Percentage of nitrogen (%)	Approximate pH in solution
ammonia	$\text{NH}_3(\text{g})$	82	11
ammonium nitrate	$\text{NH}_4\text{NO}_3(\text{s})$		5.5
ammonium sulfate	$(\text{NH}_4)_2\text{SO}_4(\text{s})$	21	5.5

(i) Calculate the percentage of nitrogen in ammonium nitrate.

$[M_r \text{ of } \text{NH}_4\text{NO}_3 = 80]$

(2)

percentage of nitrogen = %



DO NOT WRITE IN THIS AREA

DO NOT WRITE IN THIS AREA

DO NOT WRITE IN THIS AREA

BLANK PAGE

